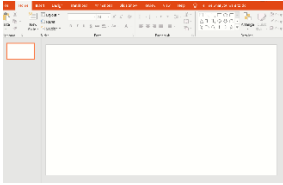
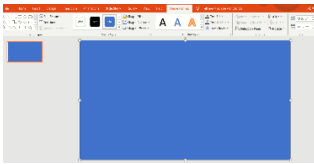


How to make fire text effect in PowerPoint

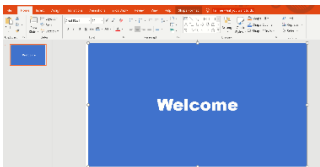
1. Launch PowerPoint
2. Create a completely blank slide and delete text, boxes etc.



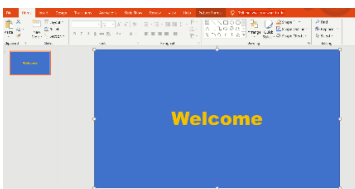
3. Draw a rectangle box covering the complete slide (Click on Insert / Shape /select a rectangle box and draw the box)



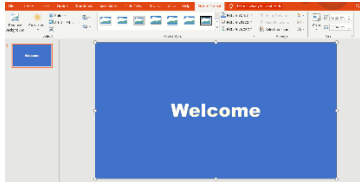
4. Apply any color if necessary (click on→ Shape Format → Shape Fill → Add Color
5. Double-click in the middle of the shape → Type some text as below



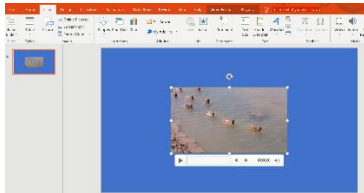
6. Format text (Format → Font to a larger (100) text type (Areal Black) color (Yellow)



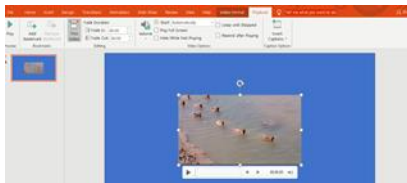
7. Right-click in the rectangle shape → Cut → Paste as a Picture on the same slide
8. Apply transparent to texts (click on Picture Format → Color → Set Transparent Color→ Bring the pen tool on top of any letter and click on it. Now see the text transparent as below. Texts became white color.



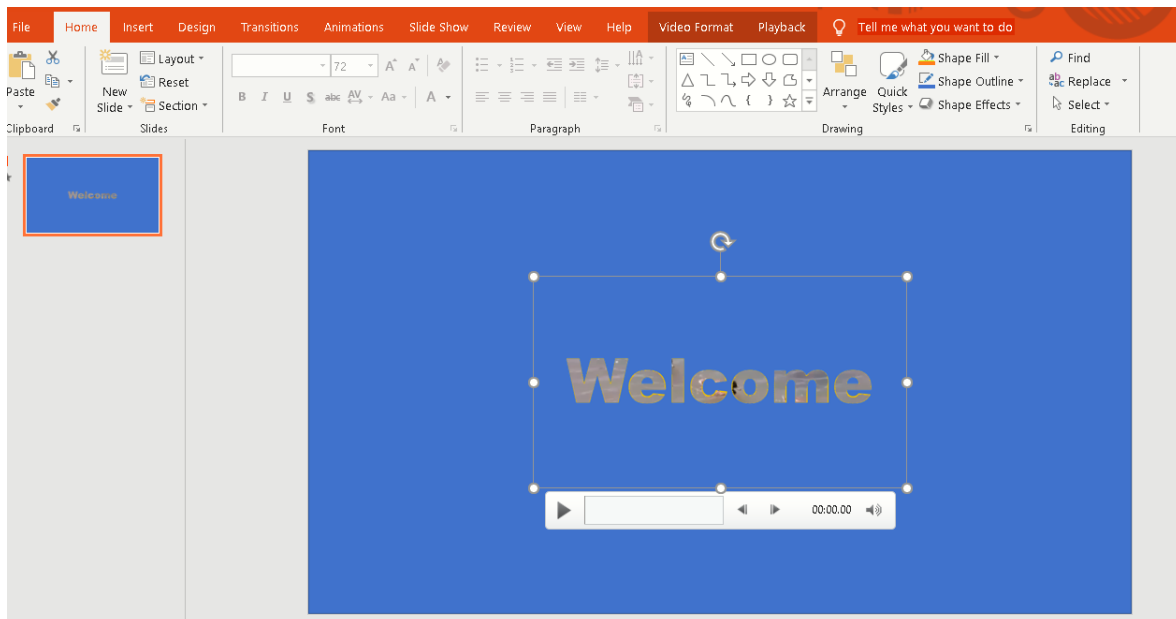
9. Insert a video (Click on Insert→Video...) and cover the text area



10. Click on 'Playback → Start → Select "Automatically"'



11. Send the video back (right-click and send to back)



12. All done!, Play the slide